



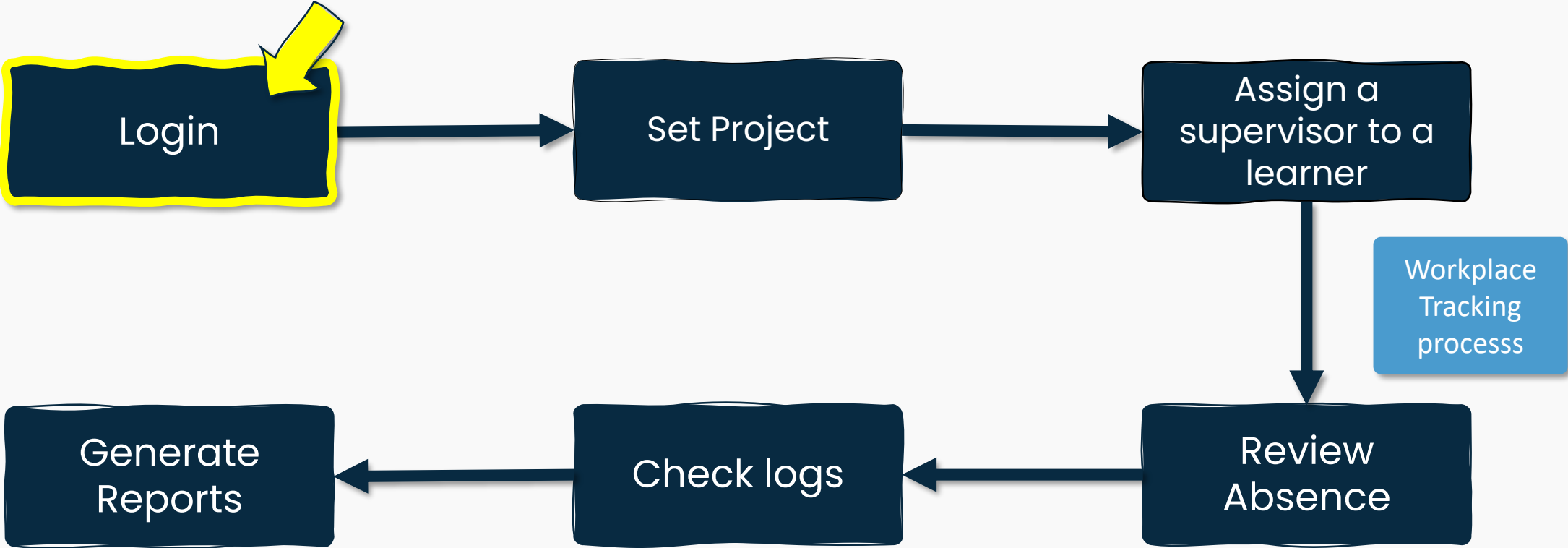
WPT MANUAL

Managers Guide

Accessing the system



Process Flow





1. Type learnerprofiler.com

← → ↻ learnerprofiler.com 🔍 ☆ 📁 | All Bookmarks

Welcome to our portal for assessment and evaluation.
If you are looking for information about our products,
please [CLICK HERE](#).

2. Type the client code

Client Code Login

Enter Client Code:

[What is my Client Code?](#)

3. Click on the „Go“ button



← → ↻ learnerprofiler.com 🔍 ☆ 📁 | All Bookmarks

Returning Student

Login

Need to reset password? Exit system

New Student

If this is your first time here, you will need to set up your account.

Create Account

Login to Management Centre Login

Click „Login” button on the panel „Login to Management Centre”

© 2026. Learner Profiler



manage.learnerprofiler.com/Account/Login?returnUrl=Manage%2FDashboard

← → ↻ 🔍 ☆ 📁 | 📁 All Bookmarks

🏠 |

🔗 Login + Register 🔍 Password Recovery Accessibility 🗑️ Exit

Some assessments require sound turned on. Please make sure you have either speakers or headphones setup correctly. [🔊 Test Audio](#)

Login

[Forgotten your password?](#)

[Login](#)

Create an Account

If this is your first time using the system please click the Register button to create an account.

[Register](#)

Type in your manager's details: login and password and click „Login“ button

Work Placement Tracker Demo - 2026 (wt26wb)
© 2026. Learner Profiler.



Work Placement Tracker Demo - 2026 (wt26wb)

Export User Data

Overview

- Learning Programme Names
- Profiler Managers
- Recent Activity
- Unattached Users

OVERALL REPORTS

- Activity
- Activity Analysis

SURVEY REPORTS

- Responses

ADVANCED

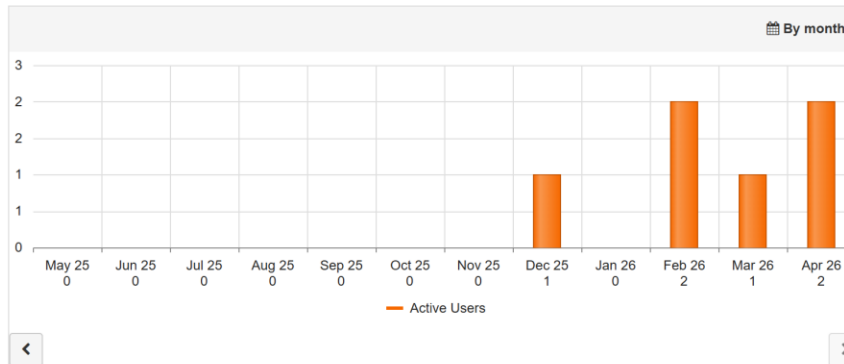
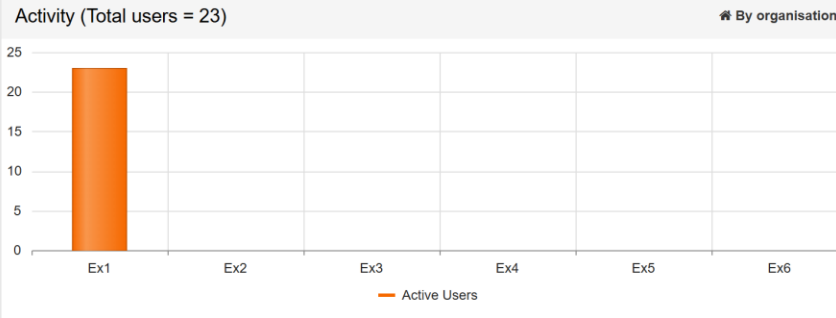
- Automatic Reports

WORK PLACEMENT TRACKER

- Set Projects
- Reports
- Send Supervisor Reminder (only for superusers)

System Details

Code: wt26wb
Name: Work Placement Tracker Demo -



Learning Programme Names

- Course Example 1 Ex1 >
- Course Example 2 Ex2 >
- Course Example 3 Ex3 >
- Course Example 4 Ex4 >
- Course Example 5 Ex5 >
- Course Example 6 Ex6 >

[Add/Edit Learning Programme Names](#)

After logging in, you will see the main Management Centre view. This is the highest-level overview of your organisation, including all campuses, groups, and structures.



Well done, you have successfully logged in

If you have any questions contact us on:
ryancharles@learnerprofiler.com or +27616802706

